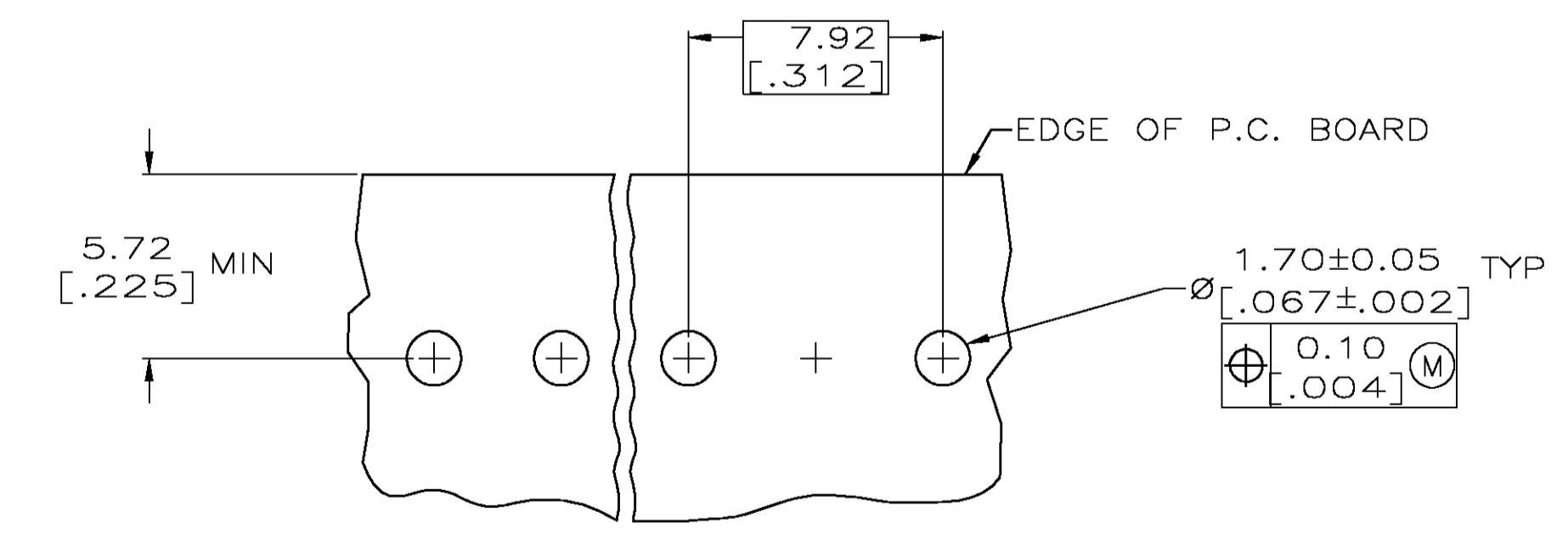
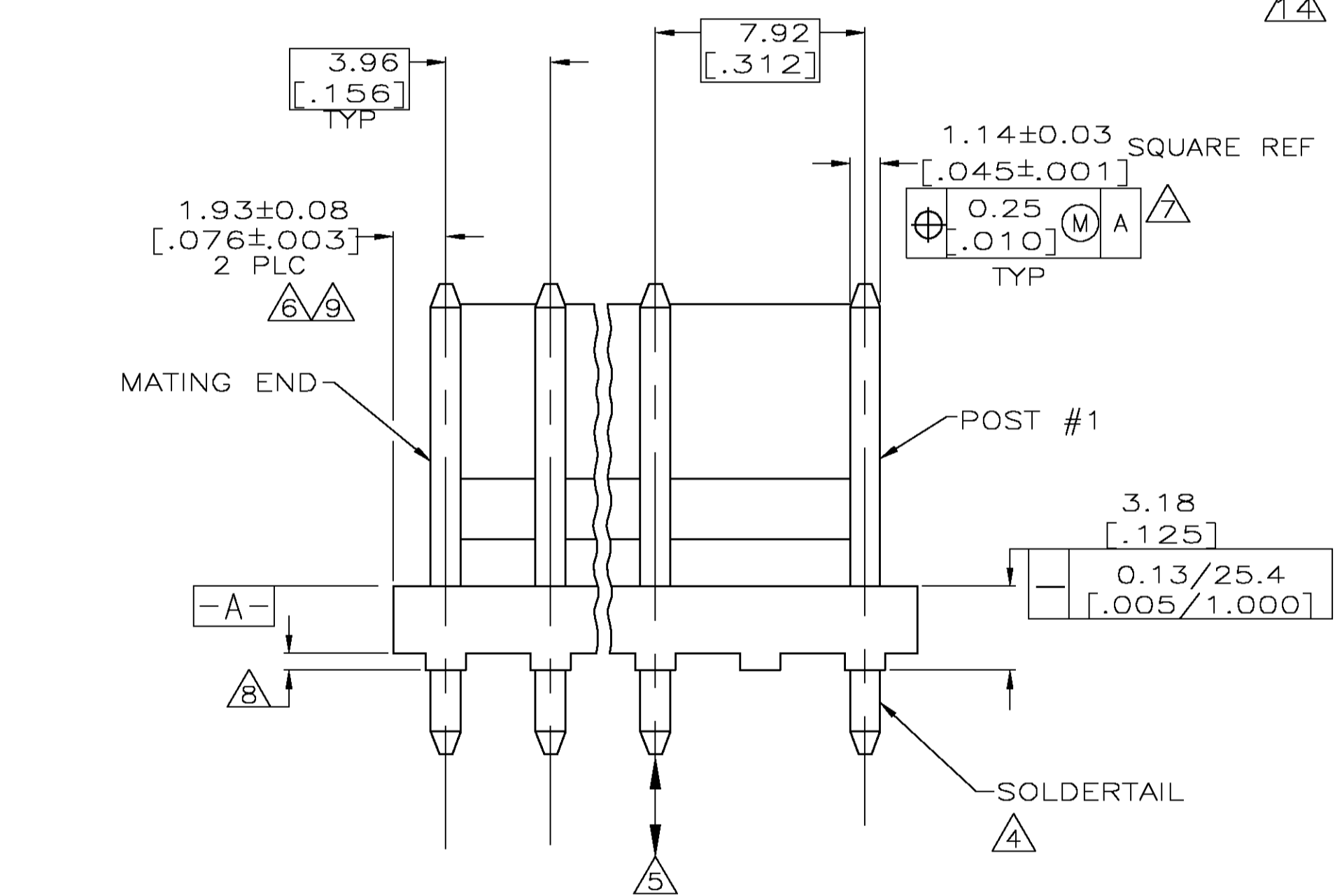
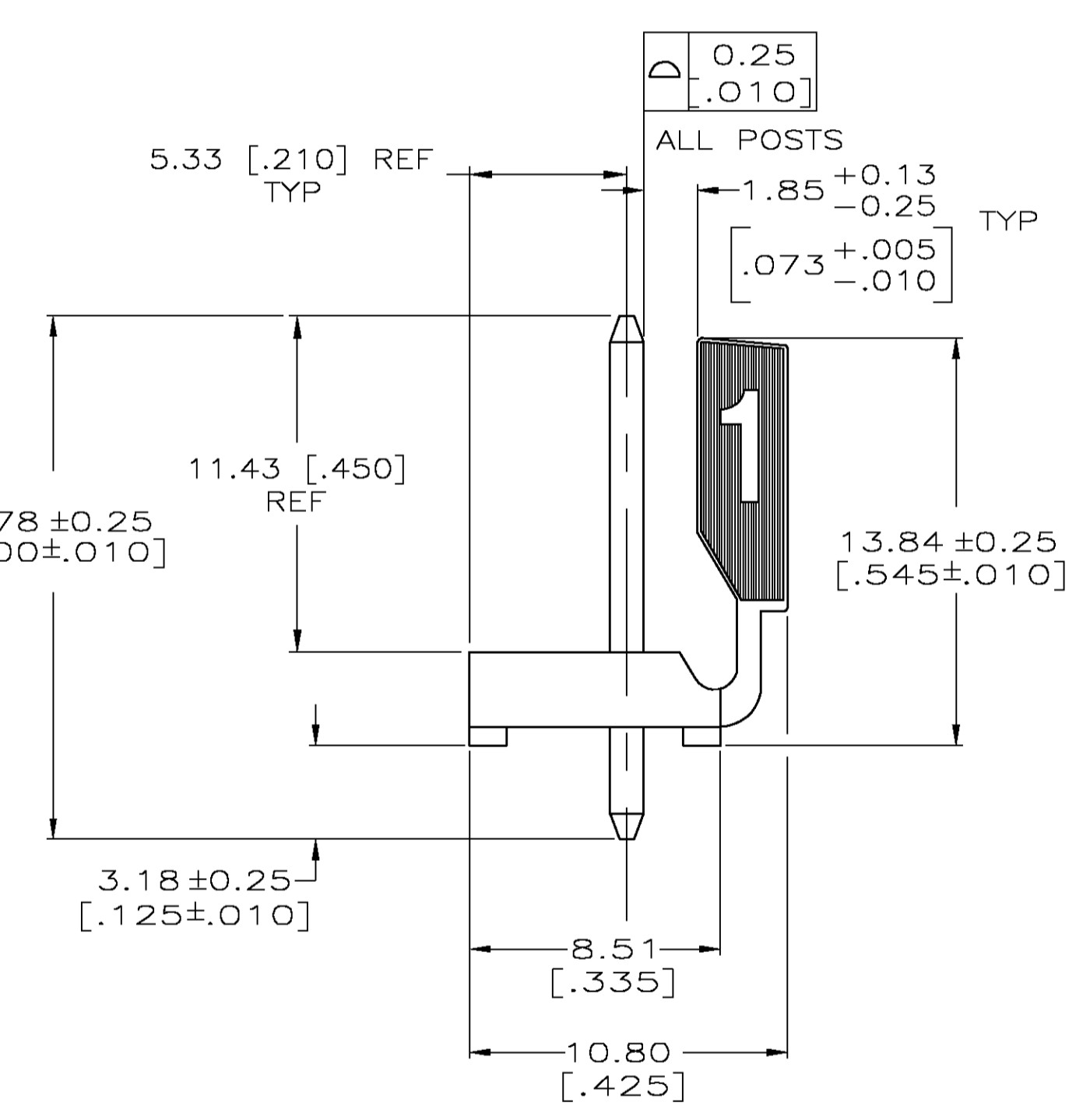


12 INTERRUPTED WALL FOR POSITION SIZES 6 AND ABOVE



RECOMMENDED MOUNTING HOLE PATTERN FOR 1.57 [.062] THICK P.C. BOARD



- 1 MATERIAL  
HOUSING: THERMOPLASTIC POLYESTER, GLASS FILLED, DR-48, UL94V-0.  
POST: COPPER ALLOY
- 2 FINISH  
HOUSING: BLACK  
POST: BRIGHT TIN-LEAD (93/7) 0.00380 [.000150]-0.00880 [.000350] THICK OVER NICKEL UNDERPLATE 0.00130 [.000050] MINIMUM THICK OR MATTE TIN PLATE 0.00380 [.000150] THICK OVER NICKEL UNDERPLATE 0.00130 [.000050] MINIMUM THICK IF LEAD FREE.
- 3 UL MARKING MAY NOT APPEAR ON THE 3 POSITION SIZE.
- 4 POST SOLDERTAILS COMPLY WITH AMP SOLDERABILITY SPEC 109-11-2.
- 5 POST WITHSTANDS 13.34N (3 LB) MIN AXIAL FORCE IN EITHER DIRECTION WITHOUT DISLODGING.
- 6 APPLIES AT -A-.
- 7 APPLIES WHEN THE HEADER IS STRAIGHT.
- 8 PLASTIC PROJECTIONS PERMITTED IN THIS ZONE.
- 9 COORDINATE DIMENSIONS APPLIES FROM THE CENTER OF THE ACTUAL FEATURE.
- 10 SOLDER SIDE OF BOARD IS SHOWN.
- 11. DIMENSIONS IN BRACKETS ARE IN INCHES.
- 12 ALL POSITION SIZES HAVE THE BACK WALL NOTCHED ON BOTH ENDS AS SHOWN. THE 2 THRU 5 POSITION SIZES HAVE SOLID BACK WALLS. POSITION SIZES 6 AND ABOVE HAVE AN INTERRUPTED BACK WALL AT VARIOUS LOCATIONS (SEE TABLE FOR INTERRUPTION(S) LOCATIONS).
- 13 EDGE OF POLARIZING LOCK WALL TO BE IN LINE WITH CENTERLINE OF ADJACENT POST WITHIN ±0.13 [.005].
- 14 NOTCH SHOWN MAY OR MAY NOT APPEAR.

YES	3 & 4, 7 & 8	39.50	[1.555]	10	4-644991-0
YES	NONE	19.69	[.775]	5	3-644991-5
YES	NONE	11.76	[.463]	3	3-644991-3
NO	3 & 4, 7 & 8	39.50	[1.555]	10	1-644991-0
NO	NONE	19.69	[.775]	5	644991-5
NO	NONE	11.76	[.463]	3	644991-3
LEAD FREE	BACK WALL INTERRUPTIONS BETWEEN POST	mm	[IN]	NO OF POSITIONS	PART NUMBER

# METRIC

THIS DRAWING IS A CONTROLLED DOCUMENT.

DIMENSIONS: mm [INCHES]	TOLERANCES UNLESS OTHERWISE SPECIFIED:	0 PLC ±	1 PLC ±	2 PLC ±	3 PLC ±	4 PLC ±	ANGLES ±	FINISH
		±	±	±	±	± 0.13 [.005]	±	

DWN S. HOOVER 22-OCT-2004  
 CHK D. BOSSI 22-OCT-2004  
 APPO D. BOSSI 22-OCT-2004  
 NAME ASSEMBLY- MTA .156 HEADER, POLARIZED LOCK, STR .045 SQUARE POST, TIN OR TIN-LEAD PLATED, OMITTED POST #2, SPECIAL.  
 APPLICATION SPEC  
 SIZE A1  
 WEIGHT  
 CUSTOMER DRAWING  
 Tyco Electronics Corporation  
 Harrisburg, Pa 17105-3608  
 SCALE 5:1  
 SHEET 1 OF 1  
 REV G